

MONTHLY MEMBERSHIP PROGRESS REPORT

District A 15

Results as of: 11/30/2023

GMT:

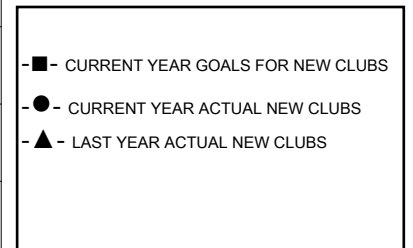
LOCATION ONTARIO

GMT CA

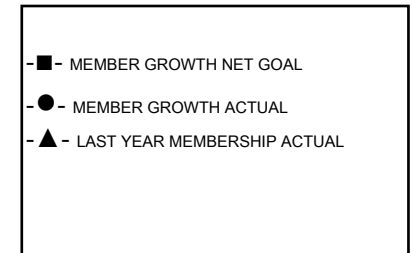
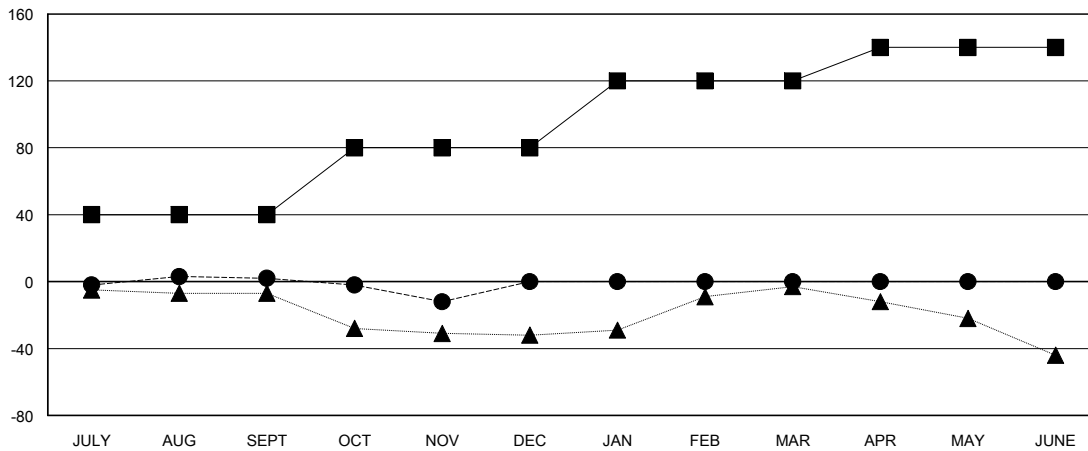
Clubs			
RESULTS FOR 2023-2024			
QUARTER	NEW CLUB GOAL	NEW CLUBS	DROPPED CLUBS
JULY/AUG/SEPT	0	0	0
OCT/NOV/DEC	1	0	0
JAN/FEB/MAR	0	0	0
APR/MAY/JUNE	0	0	0

Members			
RESULTS FOR 2023-2024			
QUARTER	MEMBER GROWTH NET GOAL	MEMBER GROWTH ACTUAL	DROPPED MEMBERS ACTUAL (including transfers)
JULY/AUG/SEPT	40	25	17
OCT/NOV/DEC	40	30	40
JAN/FEB/MAR	40	0	0
APR/MAY/JUNE	20	0	0

GOALS AND ACTUAL NEW CLUBS CUMULATIVE



GOALS AND ACTUAL MEMBERS CUMULATIVE



DROPPED CLUBS: 0	22 CLUBS OF 57 ADDED 1 OR MORE NEW MEMBERS	GENDER DISTRIBUTION MALE 951 (71.83%) FEMALE 373 (28.17%)
DROPPED MEMBERS DECEASED 17 CLUB CANCELLED 0 OTHER 40 TOTAL 57	CLICK HERE FOR CUMULATIVE MEMBERSHIP DATA	TOTAL FAMILY UNIT MEMBERS 174 FAMILY MEMBERS PAYING HALF DUES 89